



EX5601/EX5600-T Series

Dual-Band Wireless AX6000 2.5G Ethernet IAD/Gateway

The Zyxel EX5601/EX5600-T Wireless AX6000 2.5G Ethernet IAD/Gateway Series supports the latest dual-band wireless WiFi 6 (11ax) technology for optimized bandwidth utilization to increase network capacity and the number of simultaneous streams, which allows more subscribers to enjoy superior connectivity with extremely low latency.

Benefits

WiFi 6 technology for superior lag-free performance

Supporting the latest WiFi 6 (11ax) standard, the Series delivers speeds up to up to 4804 Mbps* in the 5 GHz band and 1148 Mbps* in the 2.4 GHz band. The uplink MU-MIMO, Orthogonal Frequency Division Multiple Access (OFDMA) and beamforming technologies empower the Series to deliver premium speed for multi-streaming data access and optimal WiFi experiences without dead zones.

Premium MPro Mesh® for whole-home coverage

Featuring EasyMesh fully compliant Zyxel MPro Mesh® Solutions**, the Series enhances your subscribers' experience by providing self-adapting, easy-to-manage whole-home WiFi coverage, while reducing your service OPEX.

SFP for multiple WAN options

With a built-in SFP cage*** module for GPON (P2M) or Gigabit active fiber (P2P), the Series can be deployed in the existing copper or fiber network infrastructure.



WiFi 6 (11ax) 4x4+4x4 for superior performance and coverage



Zyxel MPro Mesh® Solutions (compliant with EasyMesh R3 standards)



SFP cage enables Gigabit active fiber (P2P) and GPON (P2M) deployments



2.5GbE WAN port for premium fiber-grade service



2.5GbE LAN port for optimized bandwidth utilization



Remote management via TR-069 and TR-181 i2



Zyxel-developed OPAL for superior flexibility and faster time to market



Zyxel Execution Environment (ZyEE) for Linux Containers

Dedicated 2.5GbE WAN and LAN port for Multi-Gig internet access

With one 2.5GbE WAN port, the Series is perfect for extending premium fiber service to subscribers' homes. Besides lightning fast WiFi 6 technology and the standard three 1GbE LAN ports, the Series is equipped with one additional 2.5GbE LAN port that satisfies subscribers' bandwidth-intensive needs with optimized bandwidth utilization.

TR-069/TR-181 issue-2 remote management for lower OPEX

Compliant with TR-069, the Series significantly simplifies deployment complexity and lowers operating and maintenance costs. The additional support to the latest TR-181 issue-2 data model also enhances service providers' visibility on subscriber LAN networks to offer improved customer assistance.

Zyxel OPAL firmware achieves superior flexibility and shortens time to market

Compliant with the same OPAL firmware trunk applied to all Zyxel CPEs, the Series inherits a rich, field-proven feature set for guaranteed same user experience after migrating to new devices.

Delivering secure and future-proof services with Zyxel ZyEE Linux kernel-based container

Zyxel ZyEE is a secure and future-proof Linux kernel-based execution environment, also known as a container. ZyEE creates a predictable environment isolated from other applications for software developers and service providers to develop, enable, install, and uninstall third-party applications without risking the core operating system. ZyEE's portability and scalability enhance software development agility by providing broader compatibility with various hardware environments. In addition, the compact and structurally simple ZyEE optimizes system computing resources. With ZyEE, service providers can deliver new features to subscribers with reduced time-to-market while remotely managing services through existing ACS servers.

Specification matrix

Model	EX5601-T0	EX5601-T1	EX5600-T1
Product name	Dual-Band Wireless AX6000 2.5G Ethernet IAD with SFP	Dual-Band Wireless AX6000 2.5G Ethernet IAD	Dual-Band Wireless AX6000 2.5G Ethernet Gateway
Hardware			
WAN interface	RJ-45/GbE/SFP	RJ-45/GbE	RJ-45/GbE
Ethernet port (10/100/1000)	5 (10/100Mbps/1GbE x 3 for LAN 1/2.5GbE x 1 for LAN 1/2.5GbE x 1 for WAN)	5 (10/100Mbps/1GbE x 3 for LAN 1/2.5GbE x 1 for LAN 1/2.5GbE x 1 for WAN)	5 (10/100Mbps/1GbE x 3 for LAN 1/2.5GbE x 1 for LAN 1/2.5GbE x 1 for WAN)
POTS FXS port	2	2	-
USB port	1 (USB 3.0)	1 (USB 3.0)	1 (USB 3.0)
Router/bridge features	<ul style="list-style-type: none">• IEEE 802.1D transparent bridge & basic spanning tree• PPPoE (RFC 2516)• PPPoA (RFC 2364)• MAC encapsulation routing/IPoE• Network Address Translation (NAT)• NAT virtual server (port forwarding)• DHCP client/server/relay with DHCP option 43/60/61/125• DNS proxy/dynamic DNS• Static/Policy route• IGMP v1, v2, v3• IPv4/IPv6		

Model	EX5601-T0	EX5601-T1	EX5600-T1
Hardware			
Wireless	<ul style="list-style-type: none">• Auto channel selection• WiFi Multimedia (WMM)• Wireless scheduling• Wireless output power management• Multiple SSIDs up to 4• WiFi Protected Setup (WPS)• Intra-BSS traffic block• MAC address filtering• WPS 2.0		
VLAN	<ul style="list-style-type: none">• 802.1Q VLAN tagging/un-tagging• Flexible traffic classification		
Voice			
SIP v2 (RFC 3261)	Yes	Yes	-
SIP account (URL type included)	Yes	Yes	-
G.168 echo cancellation	Yes	Yes	-
VAD/CNG	Yes	Yes	-
CODEC	G.711 a/μ (64K), G.726 (24/32K), G.722	G.711 a/μ (64K), G.726 (24/32K), G.722	-
DTMF detection and generation	Yes	Yes	-
DTMF: In-band and out-of-band	Yes	Yes	-
FAX, modem detection and pass-through	Yes	Yes	-
Call waiting	Yes	Yes	-
Call hold/call retrieve	Yes	Yes	-
Call transferring	Yes	Yes	-
Call forwarding	Yes	Yes	-
Caller ID	Yes	Yes	-
Three way conference	Yes	Yes	-
Dynamic jitter buffer	Yes	Yes	-
On hook, off hook and flash detection	Yes	Yes	-
DNS SRV	Yes	Yes	-
Wireless			
WLAN	2.4 GHz 4x4 ax + 5 GHz 4x4 ax	2.4 GHz 4x4 ax + 5 GHz 4x4 ax	2.4 GHz 4x4 ax + 5 GHz 4x4 ax
MPro Mesh®			
Compatibility	WX5600-T0	WX5600-T0	WX5600-T0
Availability	Available	Available	Available
Firewall			
Stateful packet inspection	Yes	Yes	Yes
Denial of service	Yes	Yes	Yes
ICMP blocking	Yes	Yes	Yes
VPN			
PPTP	Yes	Yes	Yes
L2TP	Yes	Yes	Yes
IPSec (Pass thru)	Yes	Yes	Yes

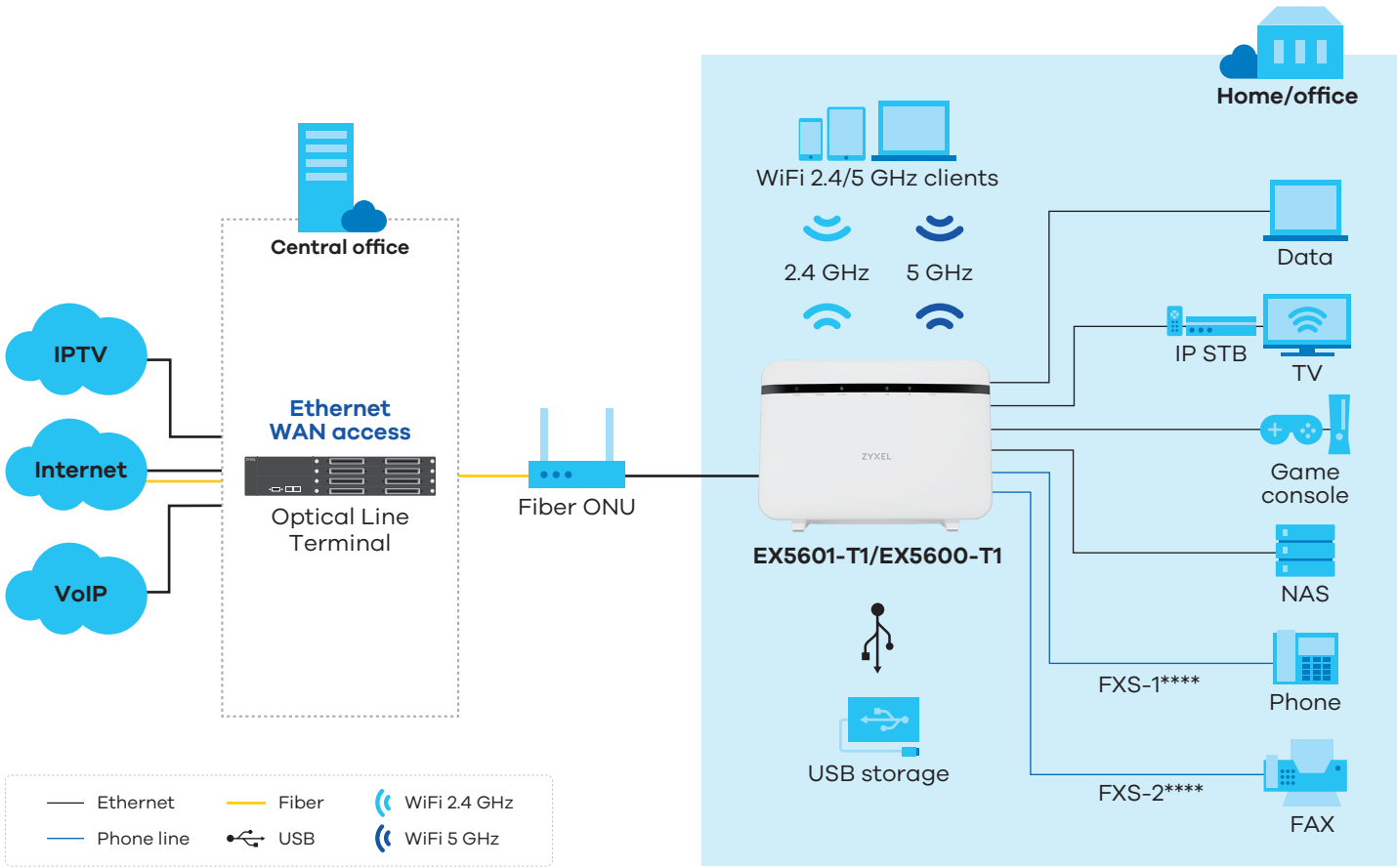
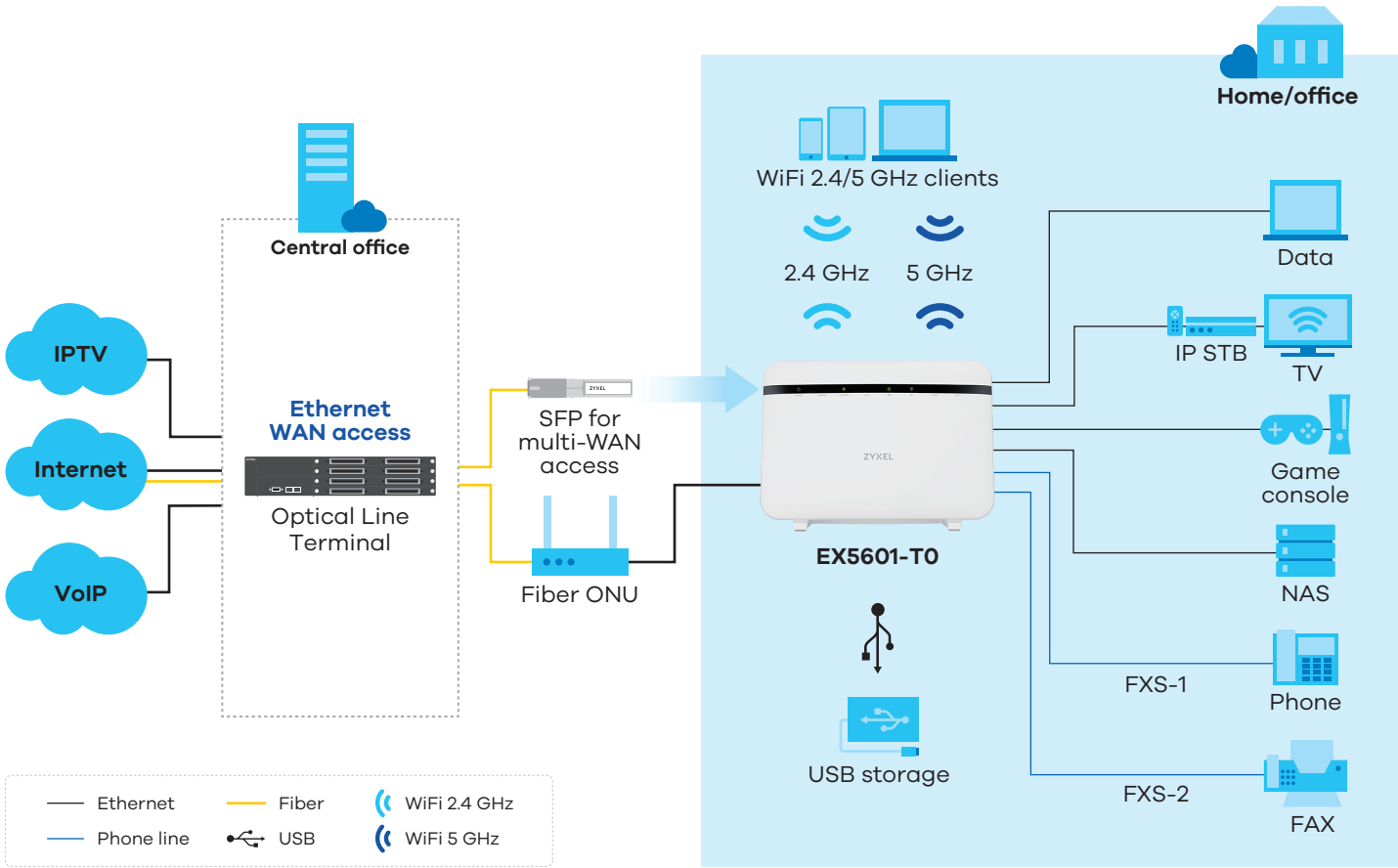
Model	EX5601-T0	EX5601-T1	EX5600-T1
Management			
	<ul style="list-style-type: none">• Web/HTTP: 3 level log-in via SSH or Telnet• Firmware upgrade via web/TR-069 RPC method• Text based configuration• Configuration backup/update/restore default via Web• Configurable access control for remote management (interface and/port number)• DSL forum TR-069, TR-098• TR-111 and TR-181 i2• SNMP v1, v2• Rom-D support• UPnP port forwarding rules on page		
Buttons			
	<ul style="list-style-type: none">• Wireless on/off• WPS• Reset• Power on/off	<ul style="list-style-type: none">• Wireless on/off• WPS• Reset• Power on/off	<ul style="list-style-type: none">• Wireless on/off• WPS• Reset• Power on/off
Status LED indicators			
	<ul style="list-style-type: none">• Power• 2.5GbE WAN• Internet• LAN• 2.4G• 5G• Phone• SFP	<ul style="list-style-type: none">• Power• 2.5GbE WAN• Internet• LAN• 2.4G• 5G• Phone	<ul style="list-style-type: none">• Power• 2.5GbE WAN• Internet• LAN• 2.4G• 5G
Power consumption			
	12 V DC, 3 A	12 V DC, 3 A	12 V DC, 3 A
Package contents			
	<ul style="list-style-type: none">• Device• Power adapter• Ethernet cable• Wall mount bracket• Quick Start Guide	<ul style="list-style-type: none">• Device• Power adapter• Ethernet cable• Wall mount bracket• Quick Start Guide	<ul style="list-style-type: none">• Device• Power adapter• Ethernet cable• Wall mount bracket• Quick Start Guide
Environmental specifications			
Operating environment	<ul style="list-style-type: none">• Temperature: 0°C to 40°C (32°F to 104°F)• Humidity: 10% to 90% (Non-condensing)		
Storage environment	<ul style="list-style-type: none">• Temperature: -30°C to 70°C (-22°F to 158°F)• Humidity: 10% to 95% (Non-condensing)		
Physical specifications			
Dimension (WxDxH)(mm/in.)	258 x 32 x 180/10.15 x 1.25 x 7.08		
Weight (g/lb.)	521.8/1.15		

* The maximum wireless data transfer rate is derived from IEEE Standard 802.11 specifications. Actual data transfer rate will vary from network environment including: distance, network traffic, building site materials/construction, interference from other wireless devices, and other adverse conditions.

** Combining EX5601/EX5600-T Series with the WX5600-T0 Wireless Extender is advised for the ideal mesh network performance.

*** Supported model: EX5601-T0

Application diagram



****Supported model: EX5601-T1

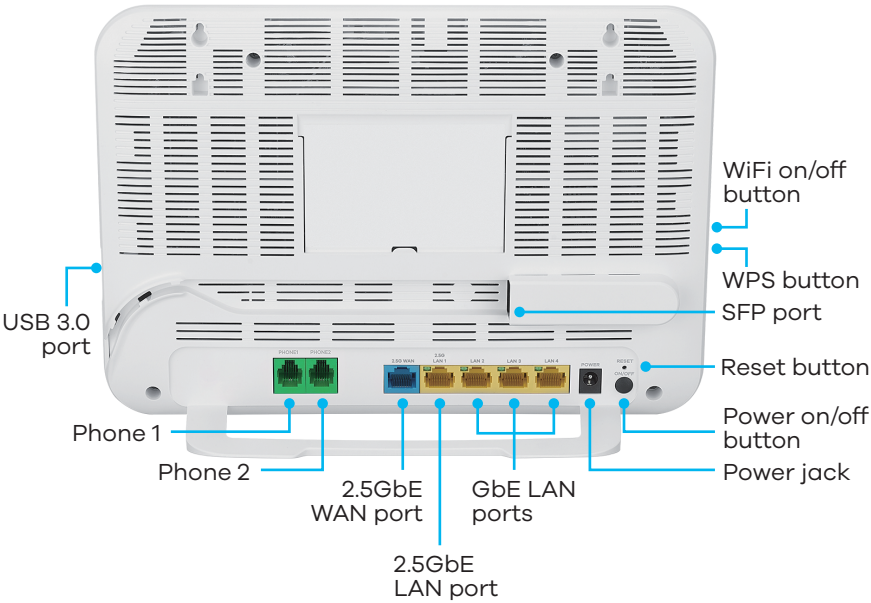
Hardware interface

EX5601-T0

Front panel



Rear panel

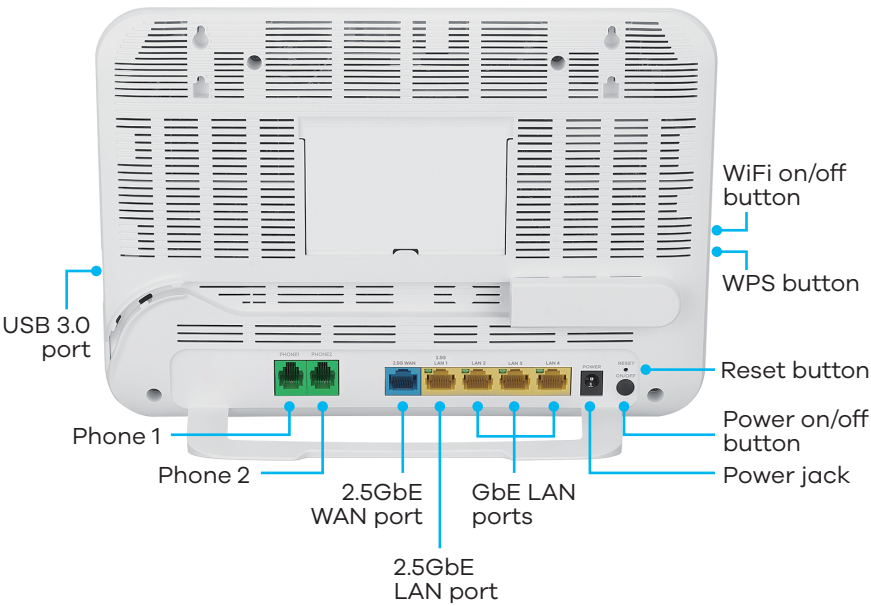


EX5601-T1

Front panel



Rear panel

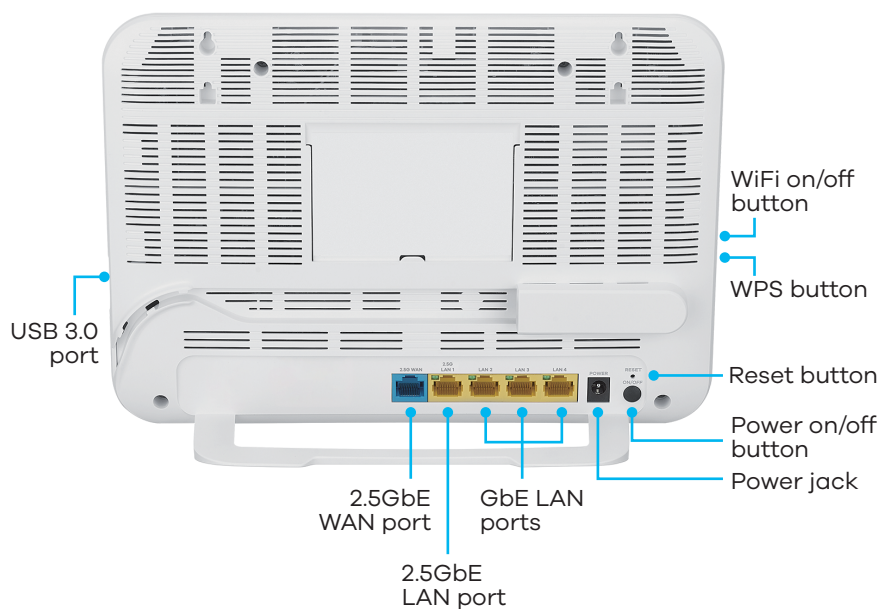


EX5600-T1

Front panel



Rear panel



For more product information, visit us on the web at <https://service-provider.zyxel.com>

Copyright © 2022 Zyxel and/or its affiliates. All rights reserved.
All specifications are subject to change without notice.



09/22